






Prime+ Grip

Multi-Purpose Bond Enhancing Primer

-  Wall & Floor Primer For Non-absorbent Surfaces
-  Provides An Excellent Key And '+ Grip' Surface
-  Rapid Drying
-  Ready Mixed And Ready To Use
-  Consolidates Substrates Prior To Installation

PROVIDES a
“+ Grip”
SURFACE

Rapid Drying
15 - 20
Minutes

Ready Mixed
& Ready to
Use Primer



TILEMASTER PRIME+ GRIP

Multi-Purpose Bond Enhancing Primer

DESCRIPTION:

Tilemaster Prime+ Grip is a ready mixed, ready to use, rapid drying bond enhancing primer, for use primarily on non-porous substrates such as; Tilemaster FAST One Coat DPM, flooring grade asphalt and bitumen, steel, existing vinyl tiles and also existing ceramic, porcelain and natural stone tiles.

Tilemaster Prime+ Grip provides a textured "+ Grip" surface which gives an excellent bonding surface for Tilemaster tile adhesives and smoothing and levelling compounds. Tilemaster Prime+ Grip gives added confidence when tiling and/or self-levelling directly onto smooth, non-absorbant surfaces due to its excellent bond enhancing properties.

Tilemaster Prime+ Grip is rapid drying and it can be tiled or levelled over after as little as 15 minutes dependent on ambient temperatures and is suitable for use internally and externally.

Although Tilemaster Prime+ Grip is primarily intended for use on non-porous substrates it can also be used on porous substrates if required. Tilemaster Prime+ Grip is an excellent priming option on porous substrates where the surface finish of smoothing and levelling compounds is critical, as using Tilemaster Prime+ Grip in this instance will consolidate the surface of the substrate.

PREPARATION:

Preparation of all substrates is crucial to the success and longevity of all installations. All substrates, as stated in BS 5385 and BS 8203, must be rigid, flat, clean, dry and sound and be free of any contaminants. Anything that could compromise adhesion to the substrate, such as dust, dirt, oil, grease, laitance, sealers, waxes and curing agents will need to be mechanically removed. Ensure that all substrates and backgrounds are strong enough to carry the weight of the compound as well as all finished floor and wall coverings and fixing materials.

APPLICATION:

Shake or stir Tilemaster Prime+ Grip before application in order to ensure equal dispersion of the aggregates contained within the primer. Apply Tilemaster Prime+ Grip evenly to the whole surface to be treated with a paint roller, brush or sponge. Do not over apply as this can cause the primer to skin over, only a thin coat is required ensuring that you have 100% coverage. Once applied allow the Tilemaster Prime+ Grip to become touch dry before tiling / levelling over the primer. This will take between 15 – 60 minutes depending on the ambient temperature and the porosity of the substrate. Higher temperatures and porous substrates will reduce the curing time, whilst low temperatures and non-porous substrates will increase the curing time of the primer. Once primed, avoid trafficking the primed area.

Re-seal the primer container after use to prevent evaporation and possible contamination of the primer.

Wash tools immediately after application with warm water.

Pack Size	1kg and 5kg
Coverage	Approximately 45 – 65m ² per 5kg (depending on porosity of surface/substrate)
Minimum application temperature	5°C
Drying Time Before Tiling / Levelling	15 – 20 minutes in ideal conditions. The drying/curing time will depend on the porosity of the substrate and ambient conditions/temperatures
Storage	Store unopened, clear of the ground in cool, dry conditions
Shelf Life	12 months when stored in cool, dry and frost-free conditions
Colour	Blue
Note	All work must be carried out in accordance with British Standard Code of Practice for relevant industry.

HEALTH AND SAFETY

The components of Tilemaster Prime + Grip are not classified as hazardous. However, it is recommended that elementary health precautions be followed, including: wear protective gloves and glasses, ventilate working areas, if there is accidental contact with skin or eyes wash thoroughly with water. Do not allow the paste to dry on the skin. Keep out of reach of children.

For further information refer to the Material Safety Data Sheet.

The information contained on this spec sheet is given voluntarily and in good faith. It is to the best of our knowledge true and accurate; however it may contain information which is inappropriate under certain conditions of use. The company cannot accept responsibility for any loss or damage due to inappropriate use or the possibility of variations of working conditions and of workmanship outside our control.